

K-12 Summer Learning

A foundation for developing leadership and life skills

The ultimate summer leadership and life skills
development and learning through
creative play/gamification, interaction, and connection!

SUMMER LEARNING

A separate, but complimentary program from Leader In Me, based on 7 Habits of Highly Effective People:

- K-8 Leadit!
- 9-12 Leadership Institute for Teens

Opportunity for an ‘unschooled’ learning experience for:

- Existing Leader in Me schools
- New schools and or districts will experience summer learning and potentially lead to a Leader in Me Partnership

End in Mind:

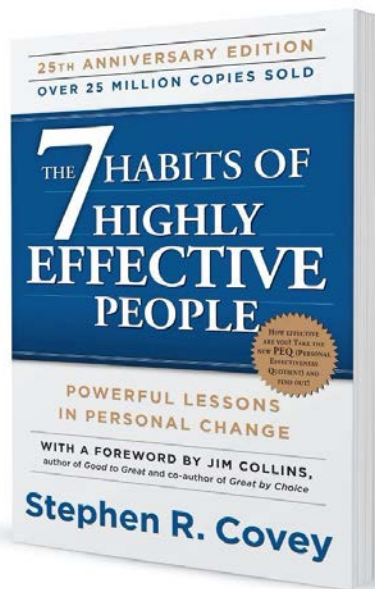
Through this initiative students will be inspired to:

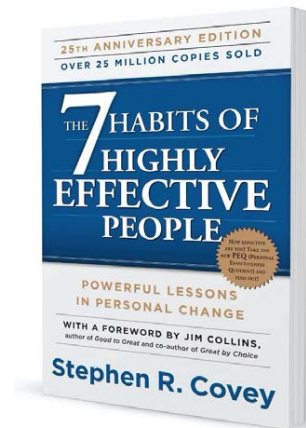
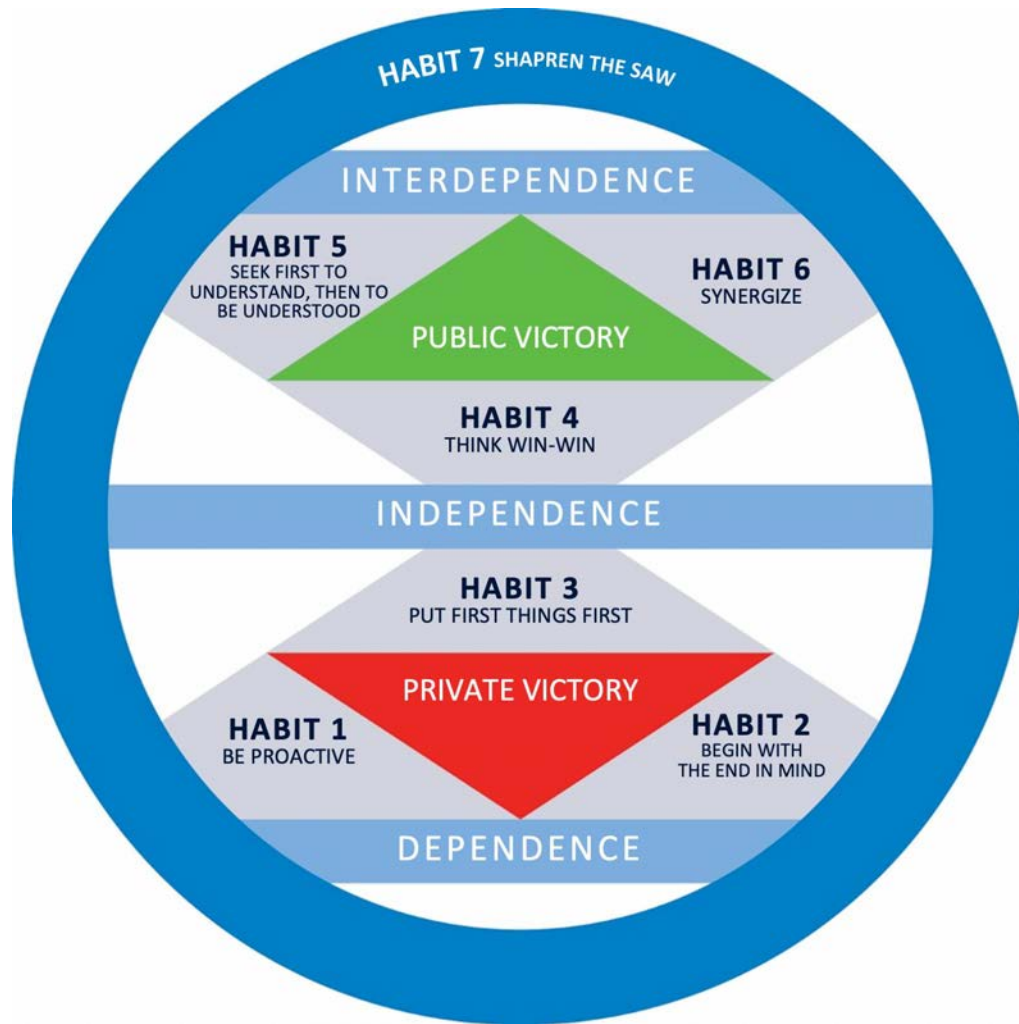
Lead Self ~ Discover who they are, what they want to become, and make a plan to achieve it.

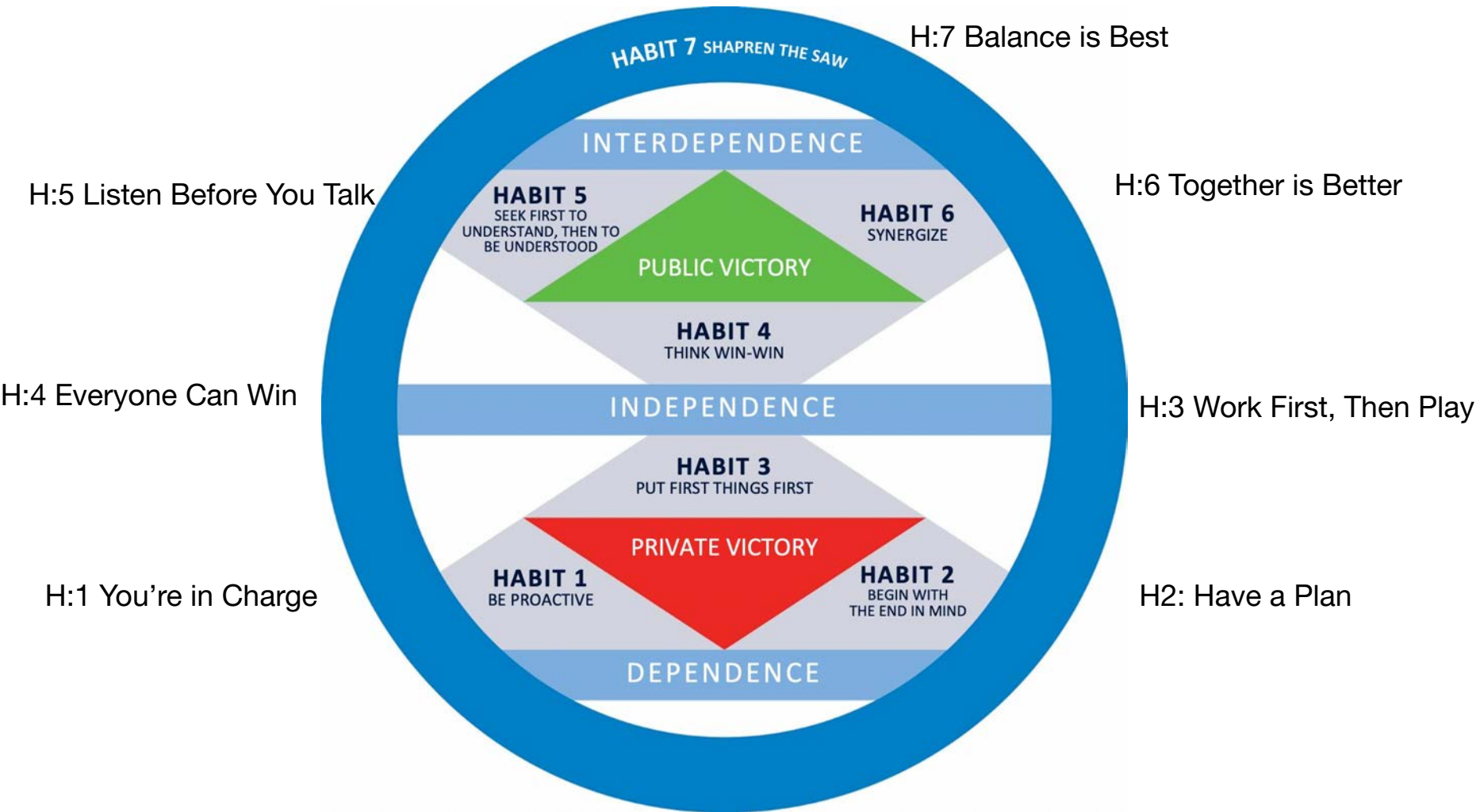
Lead Others ~ Developing the skills to work well and lead others in collaborative endeavors.



The How...







LeaderinMe®

K-8 LEADit!






The Summer learning experience has been designed to prioritize high engagement games, getting students up and moving and creating positive experience and relations between students and staff.

K-8 LEADit!

- **Live it!**
- **Explore it!**
- **Alter it!**
- **Dream it!**

Educator Guided




Teachers receive personal development training and students are engaged in leadership building activities

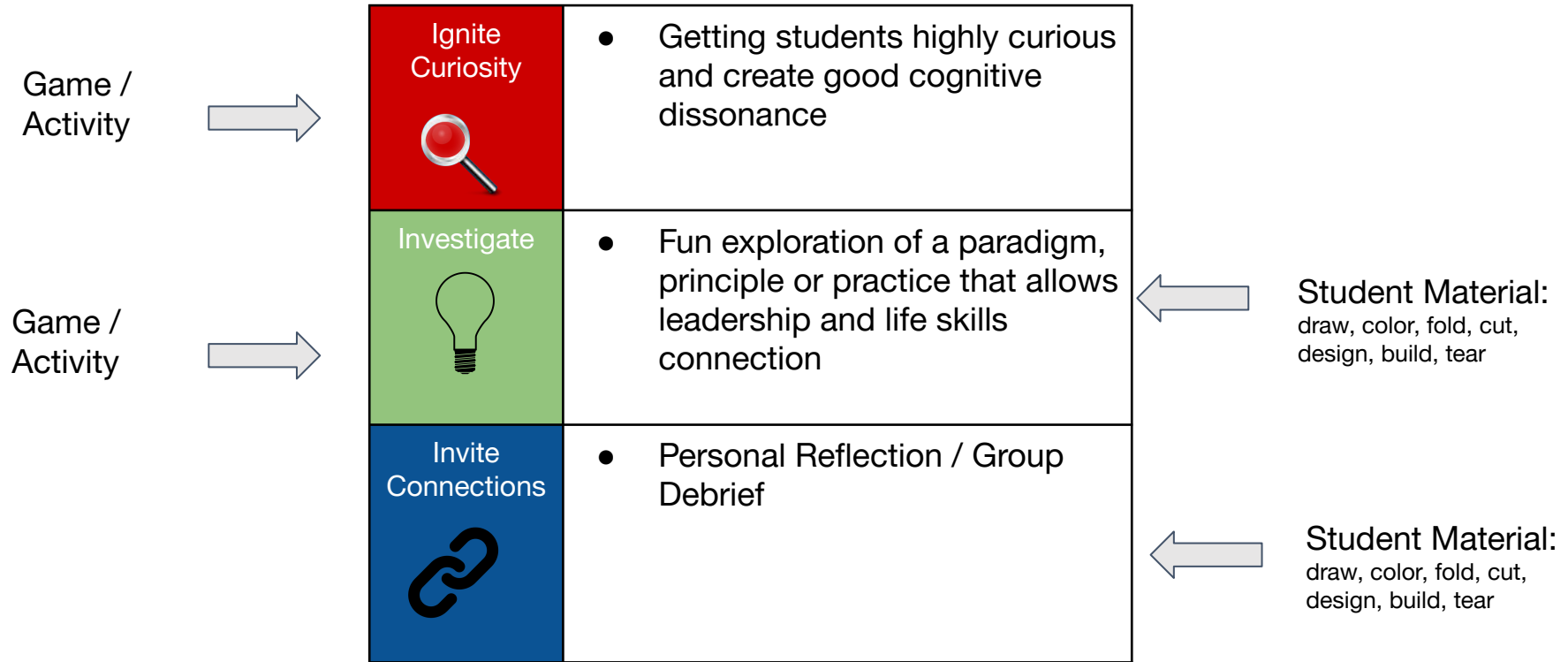


K- 8


- 7 Habits Focused
- 30 lessons @ 30 - 60 minutes each (flexible with extensions)
- Ideally created for 6 weeks, but can adapt to 4 to 8 (flexible)
- Innovative Design

UN-schooled Instructional Design

<p>Ignite Curiosity</p> 	<ul style="list-style-type: none">● Getting students highly curious and create good cognitive dissonance
<p>Investigate</p> 	<ul style="list-style-type: none">● Fun exploration of a paradigm, principle or practice that allows leadership and life skills connection
<p>Invite Connections</p> 	<ul style="list-style-type: none">● Personal Reflection / Group Debrief



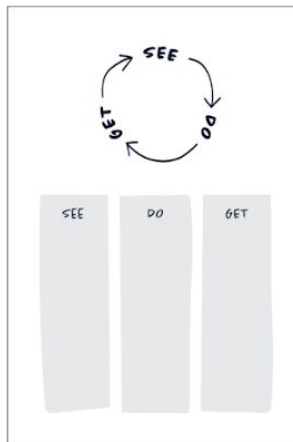
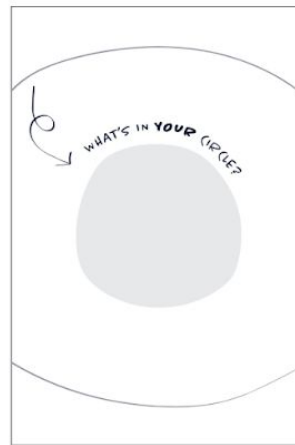

Cover



Elementary -
Cover has white shapes for
students to design

A shape-based design with corky


Activity Examples



Section Divider



Icons


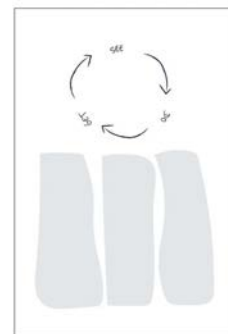
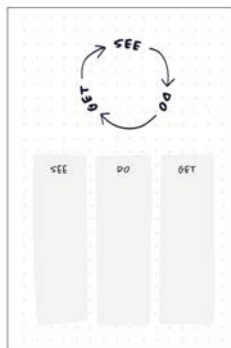
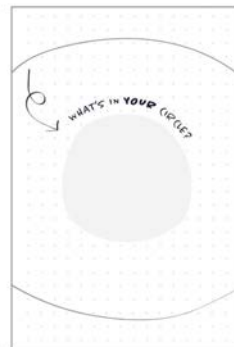


SUMMER
Learning

Student's can
personalize!

LeaderinMe.

Middle School
note: plain cover for students to design
Variety pages: Dotted, blanked, grey





Home-School Connection

LeaderinMe

EN

Sign In

Welcome to
Leader in Me Online!

→ Sign in to your account

+ Sign Up

Your session expired. Please sign in again to continue.

Login for access to ever expanding resources

Contact Support





K-8 SAMPLE LESSONS

Lesson 4

LEVEL 5 -6

Key Concepts: Paradigm & Perspective


Student Page Number: 9

Materials:

- Color pencil, makers, and/or pens
- Rhino Image
- Optional: Project Rhino picture from LIM Online

Preparations:

- Large group game space then back to pairs



Ignite Curiosity

GAME: Animal Attributes


1. Make sure students understand how to play Rock, Paper, Scissors
2. Writes on the board or chart paper and explain the animals order and movements:
 - 1. Cockroach = crawling
 - 2. Rabbit = jumping crouching
 - 3. Rhino = bending their knees
 - 4. Monkey = imitating a monkey (curved and eventually with hands on the floor)
 - 5. Human = walking
3. Explain:
 - The goal of the game is to become Human. Everybody starts as cockroaches. They start crawling and have to find a partner to play rock-paper-scissors, whoever wins can evolve to the next animal. The loser stays the animal they are, winner evolves to next level. At stage of Monkey loser goes all the way back to Cockroach.
 - Once they make it to Human they are fully evolved and get to walk and watch the play
4. After 5 min. stop the game. Ask the student to partner with one other student that was at the same level as evolution as them.
5. With the partner quick debrief: What was your favorite animal to be? Why?
6. Stay with their partner, start the investigation activity.

Investigate

1. Show or Project the image for the students:
2. Sitting with their partners, ask the class what do they understand of the image and guide them to realize the rhino adds their horn to every landscape they paint. Ask “Why would this be?”
3. Teacher note: Guide the students to realize the horn is what the rhino sees as part of their perspective.

In the Student Guided Journal

4. Have the student in pairs turn to page **X** in their journal. Ask them to each choose an animal.
5. Next they are draw a scene from that animal’s perspective in each other’s journal collaboratively. They will end up drawing together in each other’s journal from the perspective of two different animals they chose.
6. Give the students 15 - 20 minutes to do so.
7. Walk around helping them to widen their perspective, using questions such as “Is this size of an animal able to see this whole part of a tree?”, “Does this animal see colours?”.
8. At the end, ask them to write which animal they have chosen and let their books opened on the desk, so everybody can see them. Do an open gallery walk.
9. Debrief the gallery walk. Ask questions such as: What perspective did you notice from the different animals?



Invite Connections

1. Tell the students that we, as humans are different from animals being the most evolved, but we also see things very differently from one another - we see the world as we are. What we experience and see around us creates a perspective and paradigm that influences our beliefs and our behaviors

Student Guided Journal:

2. Ask the students to individually reflect on the second part of their Guided Journal a time they have changed their perspective or paradigm.

Write about: What is around you that you see everyday that you feel influences you?



LeaderinMe®

9-12

Leadership Institute for Teens



High School

FranklinCovey Consultant Led

Option 1: *Leadership Institute* (5 days)

Students engage in a customized 7 Habits Signature experience, designed to equip them with necessary life skills in a fun environment.

Option 2: *Teach to Learn Experience* (8 days)

High school students experience the 5-day 7 Habits PLUS a 1 day Teach to Learn Training and 2 day reflective summit and life planning experience based on the 4 Disciplines of Execution.

LEARN AND PREPARE

TEACH TO LEARN

PLAN TO LEARN

TEACH TO LEARN

LIVE AND APPLY





Leadership Institute Weeklong

5 Day Grades 9-12

FC Facilitator Run

Ideal:

1 location to run it like a conference

Time:


5 days @4 to 6 hours

Facilitators:


FC Consultants

NEED:

- Strategic Planning Session with the district or school
- District personnel on site



	URGENT	NOT URGENT
IMPORTANT	Q1 NECESSITY Crises Emergency meetings Last-minute deadlines Pressing problems Unforeseen events	Q2 EFFECTIVENESS Proactive work Important goals Creative thinking Planning and prevention Relationship building Learning and renewal Recreation
NOT IMPORTANT	Q3 DISTRACTION Needless interruptions Unnecessary reports Irrelevant meetings Other people's minor issues Unimportant email, tasks, phone calls, status posts, etc.	Q4 WASTE Trivial work Avoidance activities Excessive relaxation, television, gaming, Internet Time-wasters Gossip

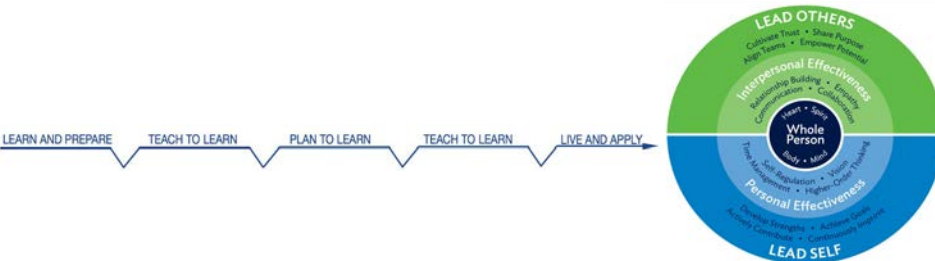


Leadership Institute for Teens

Teach to Learn Model

8 Day Grades 11-12

FC Facilitator Run



Ideal:

1 location to run it like a conference

Time:

5 days @ 6 hours (FC Facilitated)

- x number of weeks they “teach” in a job or internship (not FC facilitated)

1 day @ 6 hours (FC Facilitated)

- x number of weeks they “teach” in a job or internship (not FC facilitated)

2 days @ 6 hours (FC Facilitated)

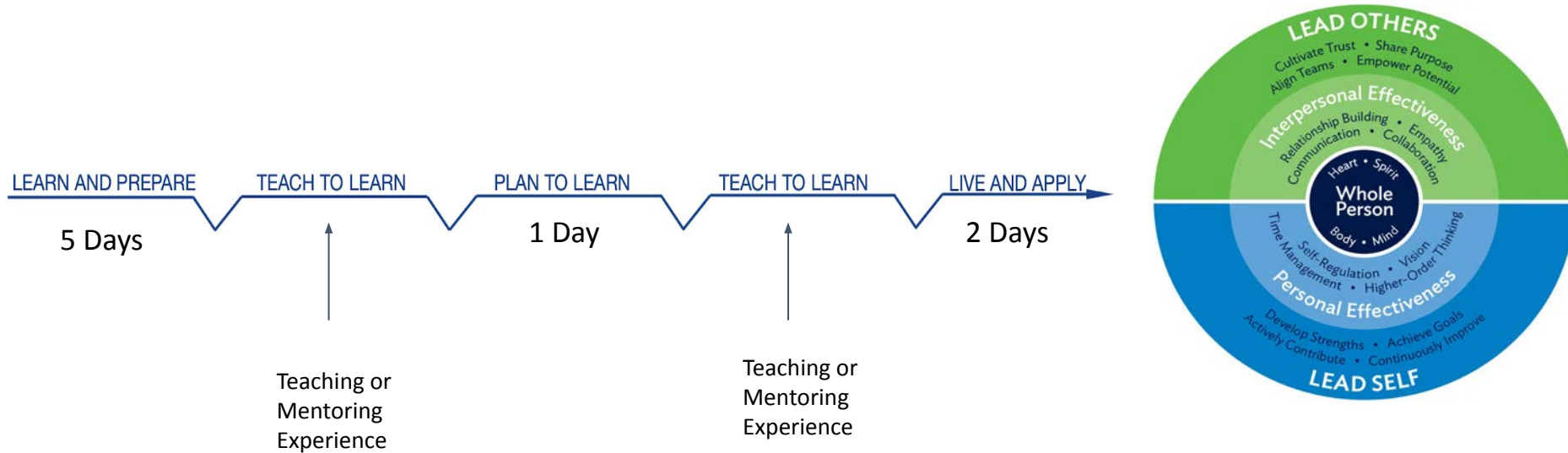
Facilitators:

FC Consultants

NEED:

- Strategic Planning Session with the district or school
- District personnel on site

Teach to Learn Model



HS Teach To Learn Example

- Service Project Hours
- PD hours for Teaching Staff
- Paid Internship / Employment at camps
- Unpaid Internships at school camps/ summer learning



Q/A and Next Steps

Like what you saw
today?

Drop your name in
the chat to have one
of us reach out to
you.



LeaderinMe®

OPTIONAL VIDEOS TO SHOW
OR SEND

IMPACT of 5 Day Institute Model

San Diego



IMPACT of 8 Day 'Teach to Learn' Model Kentucky

<https://www.youtube.com/watch?v=KMSsTQaNSrw>



IMPACT: Podcast



JCPS: Summer Leadership Institute for Teens

Change Starts Here, Presented by FranklinCovey Education

This episode of Change Starts Here will be unique, as host Dustin Odham welcomes three guests to the show. Dr. Staci Eddleman, director of federal and state programs at Jefferson County Public Schools, recently retired teacher at JCPS, Ronald Jones, and high school student Hanan Mohamed. They all dive into the unique summer program created at JCPS.

Listen on Apple Podcasts:

<https://podcasts.apple.com/us/podcast/change-starts-here-presented-by-franklincovey-education/id1548045690?i=1000537618827>